

**5MT, 10MT, 20MT, AND 27MT STARTERS SOLENOID PACKAGE FOR PASSENGER CAR**

**WARNING!!!** ALWAYS USE PROPER EYE PROTECTION WHEN PERFORMING ANY MECHANICAL REPAIRS TO A VEHICLE – INCLUDING, BUT NOT LIMITED TO, ANY INSTALLATION AND OR REPAIRS TO THE DELCO REMY STARTING MOTORS. FAILURE TO USE PROPER EYE PROTECTION CAN LEAD TO SERIOUS AND PERMANENT EYE DAMAGE.

Only perform the mechanical functions that you are properly qualified to perform. Mechanical repairs that are beyond your technical capabilities should be handled by a professional installation specialist.

**NOTICE!** FOLLOW ENGINE OR VEHICLE MANUFACTURERS INSTRUCTIONS CAREFULLY WHEN REMOVING AND INSTALLING THE STARTERS.

**THE SOLENOID BATTERY TERMINAL IS METRIC. BE SURE TO USE THE METRIC NUT PROVIDED ON THIS TERMINAL.**

Some applications will not all of the parts in this package. Discard the remaining parts when replacing solenoid

1. Remove original solenoid and return spring.
2. Assemble the return spring over the plunger and install new solenoid on starter.
3. Determine type of solenoid-to-motor terminal connection by referring to illustrations in either **TYPE A, B or C**. Observe applicable instructions when attaching field coil connector strap to solenoid.

**FOR TYPE A (See Figure 1)**

Attach field coil connector strap to motor terminal of solenoid, using short screw supplied.

**FOR TYPE B (See Figure 2)**

- a. Assemble terminal connector (copper tube) on the motor terminal of the solenoid.
- b. Attach field coil connector strap to motor terminal of solenoid, using long screw supplied.

**FOR TYPE C (See Figure 3)**

Assemble original connector strap and two plain washers (1/32" and 1/16" thickness) on motor terminal of solenoid and attach, using lock washers and short screw supplied.

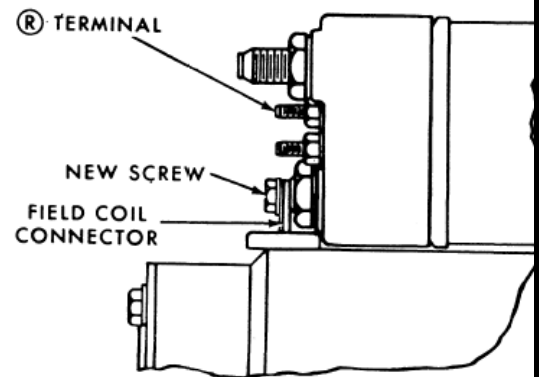


Figure 1

4. If the battery cable connector has a locating tang, bend or cut it away before reconnecting cable to the battery terminal of the replacement solenoid.
5. If the original solenoid had the "R" terminal connected, reconnect same wire to "R" terminal on replacement solenoid.

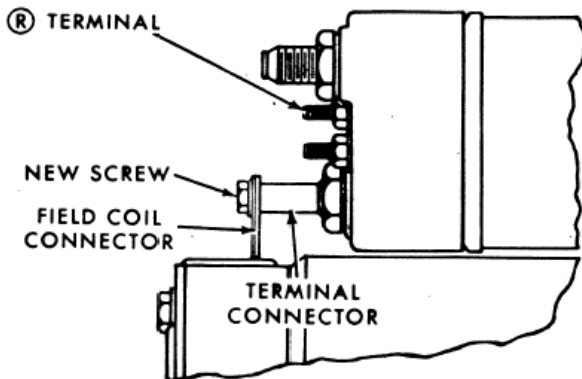


Figure 2

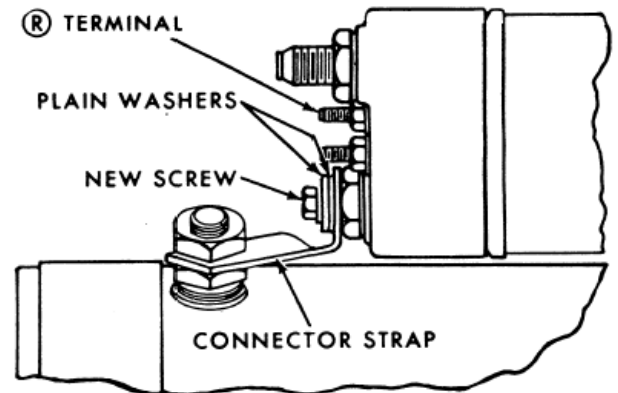


Figure 3

Technical support: USA 800 854 0076, Mexico 01 800 000 7378, Brazil 0800 703 3526, South America 55 11 2106 6510 or visit [delcoremy.com](http://delcoremy.com)

**NOTICE** - Only licensed Remy International, Inc. product and component parts should be used, and the use of other parts or modifications not approved by Remy International, Inc. will void all applicable warranties. The failure to carefully follow these Installation Instructions, set forth above, will void all applicable warranties. DELCO REMY is a registered trademark of General Motors Corporation, licensed to Remy International, Inc. Pendleton, IN 46064.