




36SI™

HEAVY DUTY ALTERNATOR





HIGH EFFICIENCY = FUEL ECONOMY

Go to delcoremy.com to calculate your savings when you install a 36SI.

FEATURES & BENEFITS

- **Brushless Advantage:** fewer moving parts means less wear and longer life
- **Equipped with Remote Sense** which can reduce battery charge time by 50%



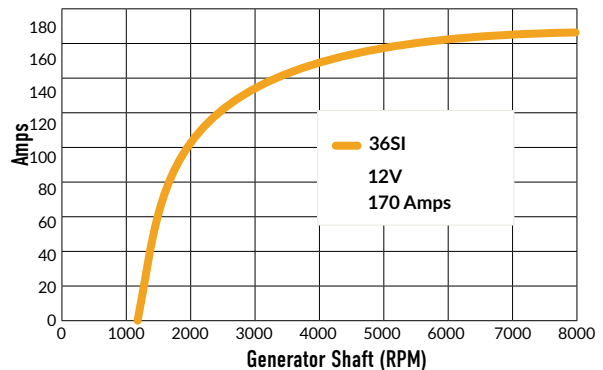
Remote Sense utilizes a second wire that reads the actual voltage at the battery. This signals the alternator to boost its output to compensate for the voltage drop, ensuring 14 Volts at the battery. The proper voltage forces more current into the battery bringing it to a full state of charge between vehicle stops.

- **OE approved,** assuring OE quality and performance for aftermarket replacements
- **Superior output** producing up to 170 Amps at road speed and 100 Amps at idle
- **Warranty:** New Service: 3 year/350,000 miles
Reman: 2 year/250,000 miles (Applicable to U.S. and Canada only)

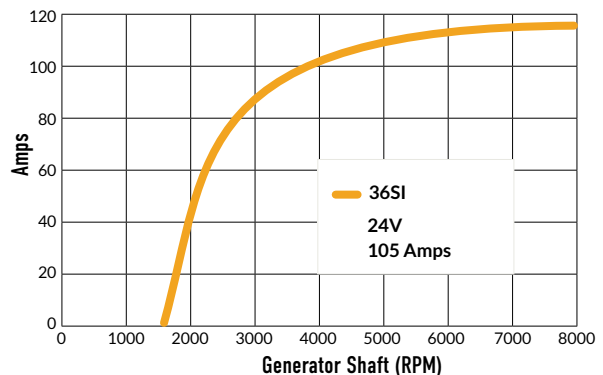
SPECIFICATIONS

Performance Output	12 Volts 170 Amps (100 Amps at Idle) 24 Volts 105 Amps
Maximum Speed	10,000 RPM Continuous 12,000 RPM Intermittent
Rotation	Clockwise or Counterclockwise
Temperature Rating	125°C/257°F
Mounting	J180 Short Hinge Mount Quad Mount Pad Mount
Efficiency	68%
Weight	25.4 lbs/11.5 kg

36SI 12V POWER CURVE

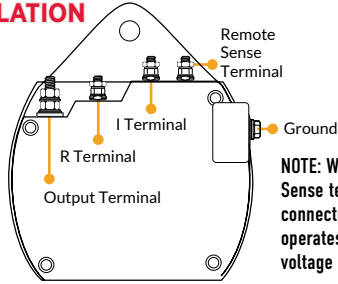


36SI 24V POWER CURVE



36SI™ HEAVY DUTY ALTERNATOR

36SI INSTALLATION






NOTE: When the Remote Sense terminal is not connected, the alternator operates and regulates voltage normally.

COMPETITIVE COMPARISON

CHARACTERISTIC	DELCO REMY 36SI	DENSO 130A
Weight	12.3 kg	10.2 kg
Length	263 mm	216 mm
Diameter	171 mm	156 mm
Brushless	Yes	Yes
Remote Sense	Yes	No
Output @ 2000 rpm	100 Amp	85 Amp
Output @ 6000 rpm	170 Amp	137 Amp
Peak Efficiency	68%	59%
J180 Hinge Mount	Yes	Yes
Quad Mount	Yes	No
Pad Mount	Yes	Yes

AFTERMARKET UPGRADE/REPLACEMENT STRATEGY

36SI UPGRADE	35SI OE/ NEW SVC	35SI REMAN	36SI OE/ NEW SVC	36SI REMAN	36SI HP NEW SVC	36SI HP REMAN	PACCAR	LEECE-NEVILLE	DENSO
From 33SI 35SI 36SI To 36SI HINGE MOUNT 	8600064	8700000	8600072	8700041	8600126	8700046	D27-6001-0130J	110-800	101211-8050
	19011227	8700005	8600082					110-801	101211-8060
	19011228	8700016	8600197					110-802	101211-8120
	19011229	8700023						110-803	
	19011231	8700024						110-804	
	19011232	8700026						BLD2301	
	19011233	8700028						BLD2302	
	19011248	10459606						BLD2305	
	19011260	10459609						BLD2307	
	19011263	10459612						BLD2308	
	19011264								
	From 34SI 35SI 36SI To 36SI QUAD MOUNT 	8600065	8700006	8600071					8600125
19011234		8700003			110-801	101211-8060			
19011244		8700017			110-802	101211-8120			
19011246		8700025			110-803				
19011247		8700027			110-804				
19011249		8700029			BLD2301				
19011255		10459607			BLD2302				
19011261		10459610			BLD2305				
19011265		10459613			BLD2307				
19011266					BLD2308				
From 34SI 35SI 36SI To 36SI PAD MOUNT 	8600066	8700001	8600015	8700039	8600127	8700047	D27-6001-1030P	110-810	101211-8380
	19011252	8700002	8600060	8700040				110-811	101211-8390
	19011253	8700004	8600073	8700067				110-812	
	19011258	8700007	8600082					110-813	
	19011262	8700018	8600171					110-814	
	19011267	8700030	8600202					110-815	
	19011268	10459608	8600203					110-816	
	19011272	10459611	8600248					BLP2303	
	19011273	10459614	8600252					BLP2304	
	8600244		8600367					BLD2305	
			8600488					BLD2306	
								BLD2309	
								BLD2310	
				BLD2311					
				BLD2312					
24V	Pad Mount				8600497				
	Hinge Mount				8600496				

*Note: 33SI, 34SI, 35SI and 36SI cores are interchangeable for core credit.



For Customer Service or
Technical Assistance call 800-372-0222

01 | 2024
DELCOREMY.COM

